




FlowBox Metal
Drawer Boxes



4 Different Height Options

- 106mm
- 138mm
- 192mm
- 256mm




Perfect Application

Soft Close

Softly and smooth closure with FlowBox's sophisticated motion.




40kg Weight Capacity



Anthracite Finish



3D Adjustment



Gallery Railing Options



Glass Side Panels



Inner Drawer Solutions

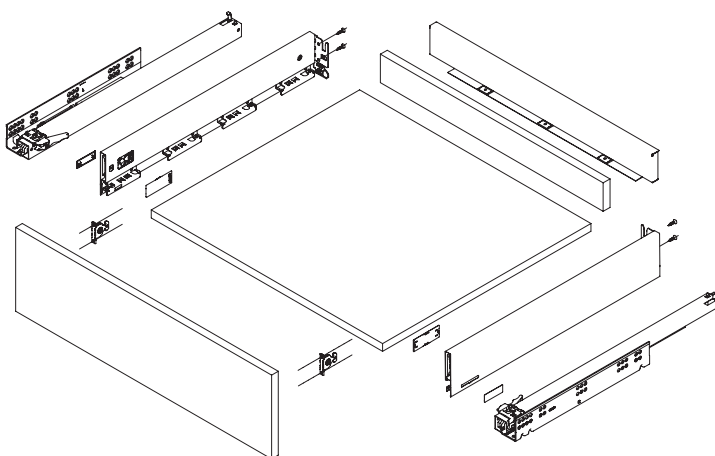


FlowBox - 106mm Height

FlowBox Metal Drawer Box is the ultimate combination of style, durability, and innovation for modern kitchens and bathrooms. With a sleek **anthracite** finish, it's designed to maximise space while delivering a premium look and exceptional functionality.

Key Features:

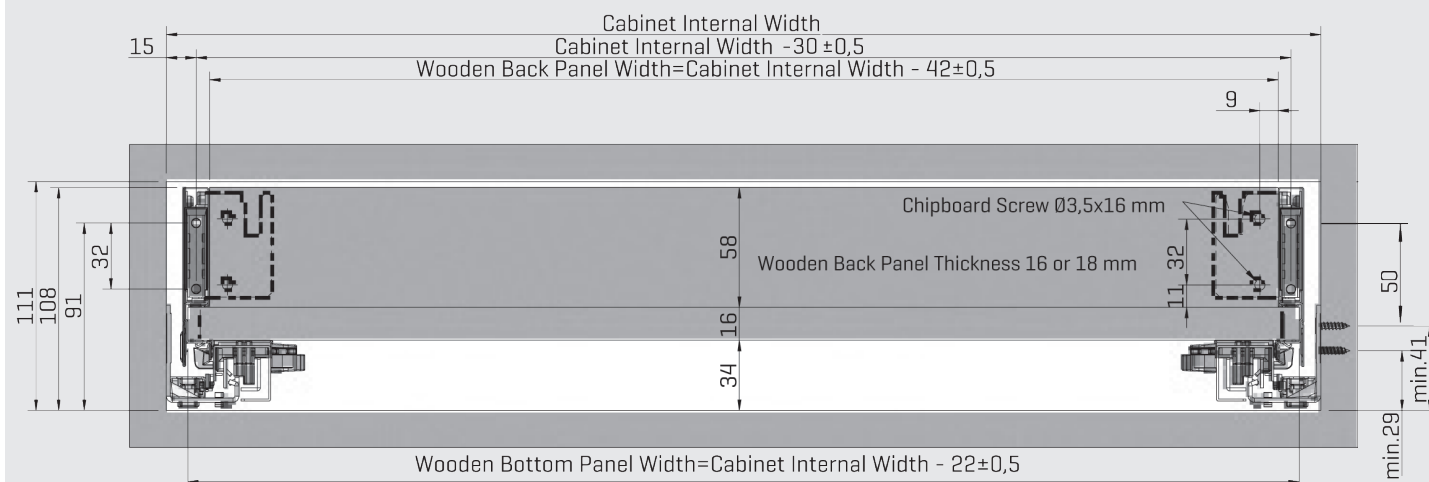
- **Sleek Side Panels:** Ultra-slim 12.8mm panels create a modern, elegant look while maximising drawer space.
- **Heavy-Duty Strength:** Holds up to 40kg, making it ideal for everything from cookware to daily essentials.
- **Effortless Functionality:** Soft-close runners and synchronised mechanisms ensure smooth, silent operation every time.
- **Perfect Fit:** Built-in 3D adjustment features—3mm height, 2mm side-to-side, and tilt adjustments—make installation seamless and precise.
- **Toolless Assembly:** FlowBox's user-friendly system eliminates the need for specialised tools, simplifying front panel installation.
- **Flexible Design:** Compatible with 18mm bottom panels, FlowBox includes an integrated rear panel holder and works seamlessly with wooden backs and bases, allowing for custom sink drawer configurations.
- **SmartLock® Technology:** Ensures easy removal and reinstallation for maintenance and adjustments.
- **Flexible Compatibility:** Compatible with Blum, Hettich, Grass, and Hafele drilling patterns for hassle-free installation.
- **Limitless Customisation:** Add features like glass side panels, inner drawer solutions, unlimited gallery railings, and more to tailor it to your requirements.



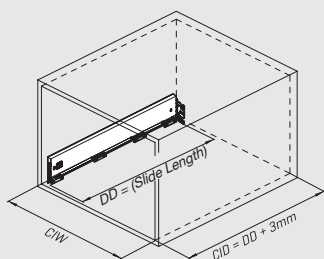
Code	Height	Depth	Finish
CSS100	106mm	270mm	Anthracite
CSS101	106mm	300mm	Anthracite
CSS102	106mm	350mm	Anthracite
CSS103	106mm	400mm	Anthracite
CSS104	106mm	450mm	Anthracite
CSS105	106mm	500mm	Anthracite
CSS106	106mm	550mm	Anthracite
CSS107	106mm	600mm	Anthracite

FlowBox - 106mm Height

Slide Mounting Dimensions

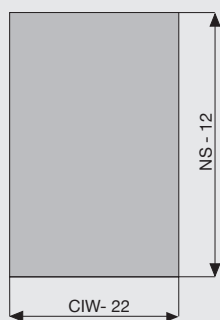


Wooden Back Panel Application




CD Cabinet Depth
CIW Cabinet Internal Width
NL Nominal Length

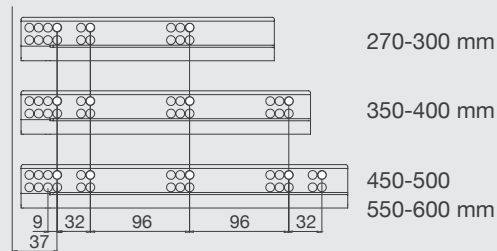
1. Wooden Drawer Bottom



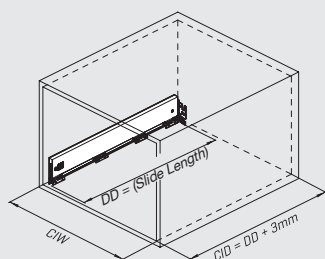
2. Wooden Back Panel



Slide Screw Location

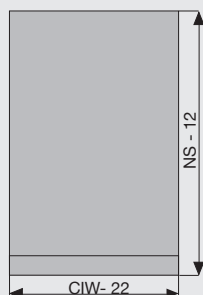


Metal Back Panel Application



CD Cabinet Depth
CIW Cabinet Internal Width
NL Nominal Length
MBW Metal Back Panel Width

3. Wooden Drawer Bottom



Recommended Screws For Rail Assembly

Ø3.5x16 mm Chipboard Screw



Ø6.1x11.5 mm Euro Screw



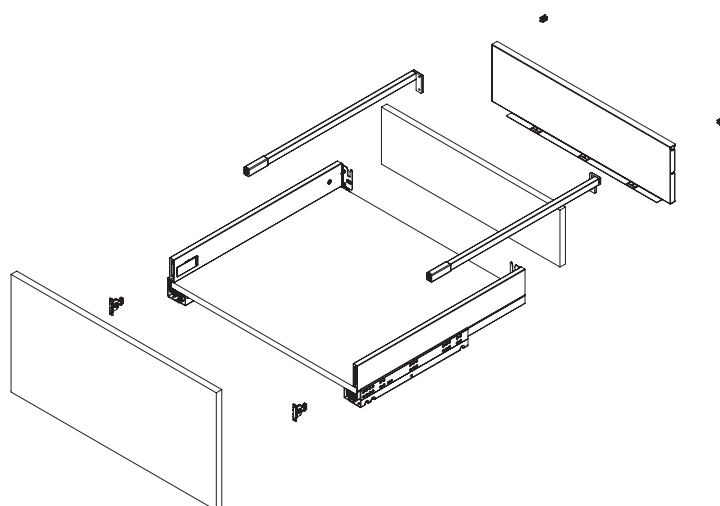
*All dimensions in the graphs above are measured in mm

FlowBox With Gallery Railing - 106mm Height

The FlowBox Side Gallery Rail is a versatile and essential accessory designed to enhance the functionality of your FlowBox Metal Drawer Box. With a sleek **anthracite** finish and the ability to be customised, it's the perfect solution for organizing and securing taller drawer contents.

Key Features:

- **Flexible Placement:** Designed for FlowBox's side-panel-free system, the gallery rail can be positioned exactly where needed, offering maximum customisation for storage solutions.
- **Sleek and Modern:** Finished in premium anthracite, the gallery rail seamlessly complements the modern aesthetic of the FlowBox system.
- **Durable and Reliable:** Made from high-quality materials, the side gallery rail provides long-lasting support and stability for taller items.
- **Enhanced Drawer Organisation:** Prevents items from tipping over or sliding around, keeping your drawers neat and functional.



FlowBox

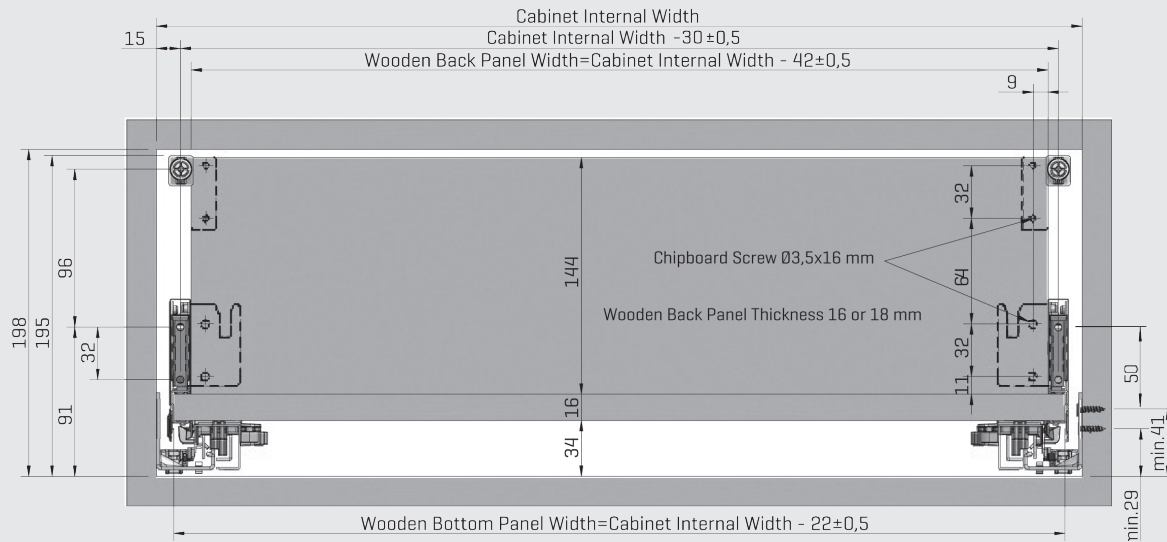
Code	Height	Depth	Finish
CSS100	106mm	270mm	Anthracite
CSS101	106mm	300mm	Anthracite
CSS102	106mm	350mm	Anthracite
CSS103	106mm	400mm	Anthracite
CSS104	106mm	450mm	Anthracite
CSS105	106mm	500mm	Anthracite
CSS106	106mm	550mm	Anthracite
CSS107	106mm	600mm	Anthracite

Side Gallery Railing

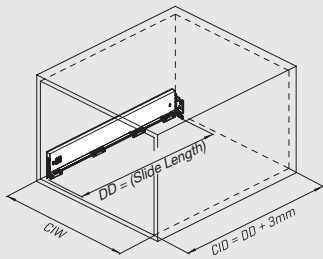
Code	Length	Finish
CSS132	270mm	Anthracite
CSS133	300mm	Anthracite
CSS134	350mm	Anthracite
CSS135	400mm	Anthracite
CSS136	450mm	Anthracite
CSS137	500mm	Anthracite
CSS138	550mm	Anthracite
CSS139	600mm	Anthracite

FlowBox With Gallery Railing - 106mm Height

Slide Mounting Dimensions

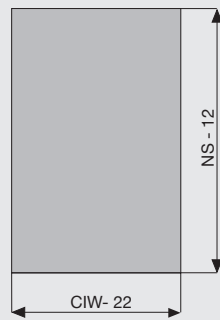


Wooden Back Panel Application

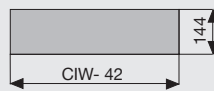


CD Cabinet Depth
 CIW Cabinet Internal Width
 NL Nominal Length

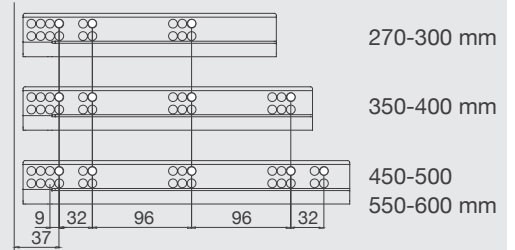
1. Wooden Drawer Bottom



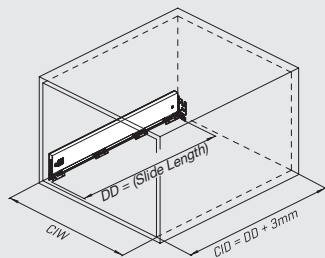
2. Wooden Back Panel



Slide Screw Location

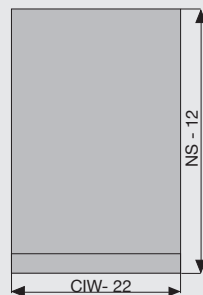


Metal Back Panel Application



CD Cabinet Depth
 CIW Cabinet Internal Width
 NL Nominal Length
 MBW Metal Back Panel Width

3. Wooden Drawer Bottom



Recommended Screws For Rail Assembly

Ø3.5x16 mm Chipboard Screw



Ø6.1x11.5 mm Euro Screw



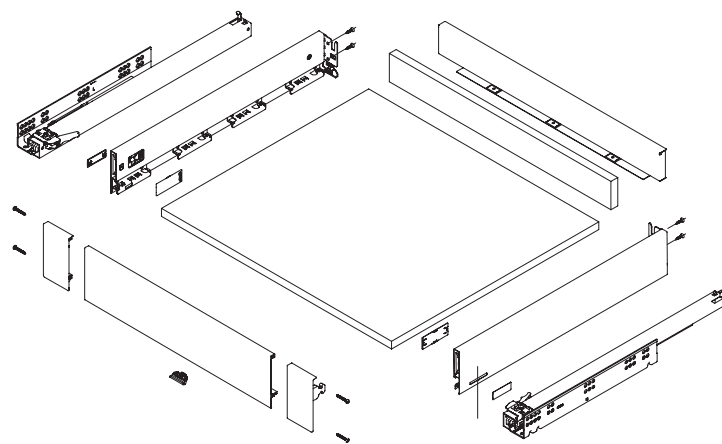
*All dimensions in the graphs above are measured in mm

FlowBox Internal Drawer Front - 106mm Height

The FlowBox Internal Drawer Without Gallery Rail is a practical solution for inner drawer setups, designed for flexibility and compatibility with FlowBox systems. It is available in various lengths and can be cut to fit specific cabinet dimensions.

Key Features:

- **Available Lengths:** Offered in standard lengths such as 450mm, 600mm, 900mm, and 1200mm, suitable for a range of cabinet sizes.
- **Cut-to-Length:** Can be trimmed to Cabinet Internal Width - 124mm for a precise fit.
- **Anthracite Finish:** Provides a uniform and professional look that matches the FlowBox range.



FlowBox

Code	Height	Depth	Finish
CSS100	106mm	270mm	Anthracite
CSS101	106mm	300mm	Anthracite
CSS102	106mm	350mm	Anthracite
CSS103	106mm	400mm	Anthracite
CSS104	106mm	450mm	Anthracite
CSS105	106mm	500mm	Anthracite
CSS106	106mm	550mm	Anthracite
CSS107	106mm	600mm	Anthracite

Internal Drawer Front Connector

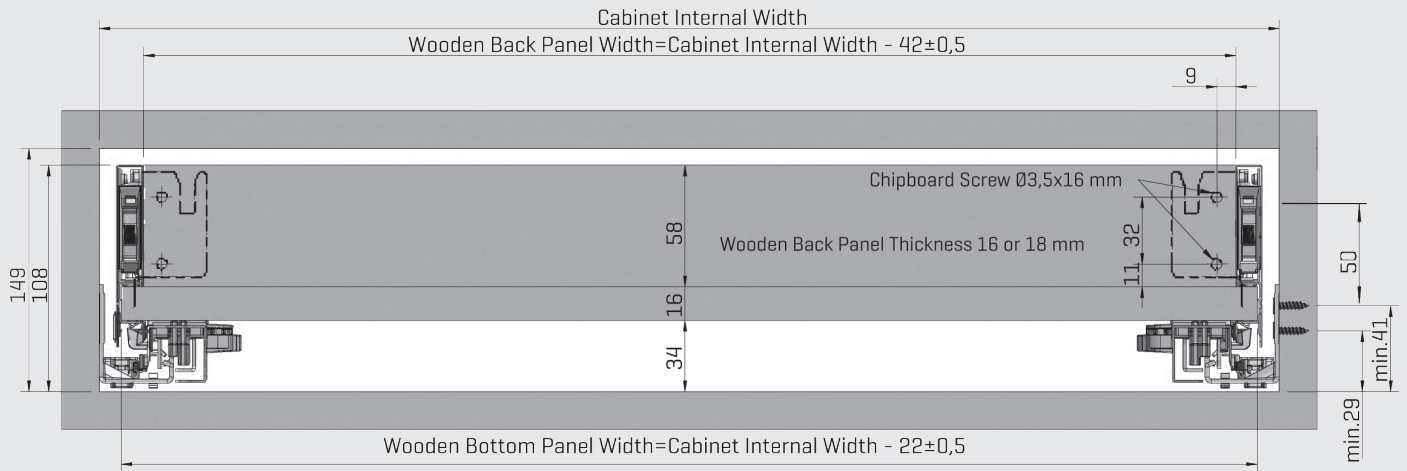
Code	Internal Height	Finish
CSS152	58mm	Anthracite

Internal Drawer Front

Code	Length	Finish
CSS144	450mm	Anthracite
CSS145	600mm	Anthracite
CSS146	900mm	Anthracite
CSS147	1200mm	Anthracite

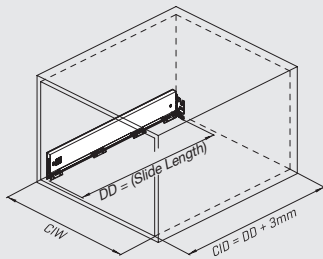
FlowBox Internal Drawer Front - 106mm Height

Slide Mounting Dimensions



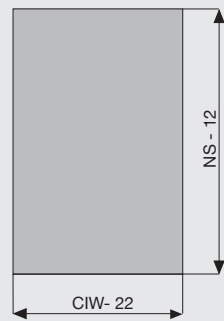
Calculation Method for Front Panel Dimensions: Cut Measurement = Cabinet Internal Width - 124

Wooden Back Panel Application




CD Cabinet Depth
CIW Cabinet Internal Width
NL Nominal Length

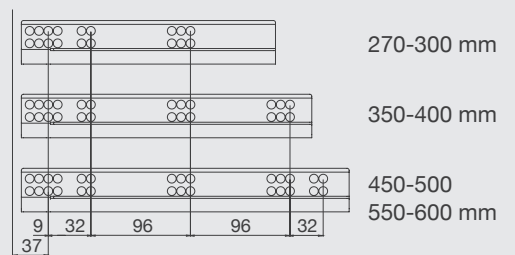
1. Wooden Drawer Bottom



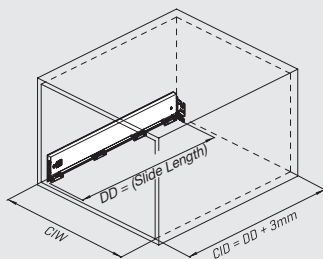
2. Wooden Back Panel



Slide Screw Location (In-Box)

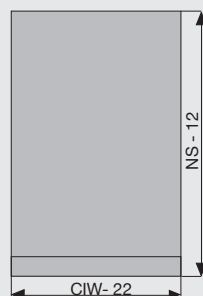


Metal Back Panel Application



CD Cabinet Depth
CIW Cabinet Internal Width
NL Nominal Length
MBW Metal Back Panel Width

3. Wooden Drawer Bottom



Recommended Screws For Rail Assembly

Ø3.5x16 mm Chipboard Screw



Ø6.1x11.5 mm Euro Screw



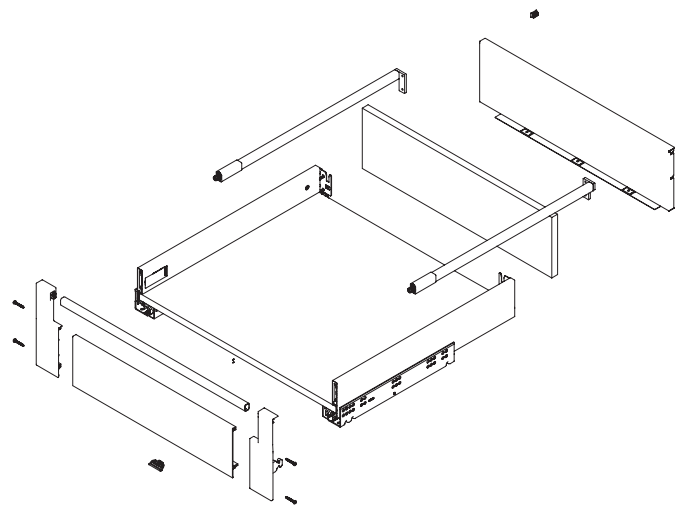
*All dimensions in the graphs above are measured in mm

FlowBox Internal Drawer Front with Gallery Railing - 106mm Height

The FlowBox Internal Drawer for Gallery Rail is available in various lengths and can also be cut to fit precise cabinet dimensions. It offers a tailored solution for inner drawer configurations, combining practicality and compatibility with FlowBox components.

Key Features:

- **Available Lengths:** Offered in standard lengths such as 450mm, 600mm, 900mm, and 1200mm, suitable for a range of cabinet sizes.
- **Cut-to-Length:** Can be trimmed to Cabinet Internal Width - 57mm for a custom fit.
- **Anthracite Finish:** Matches FlowBox components for a consistent and professional appearance.



FlowBox

Code	Height	Depth	Finish
CSS100	106mm	270mm	Anthracite
CSS101	106mm	300mm	Anthracite
CSS102	106mm	350mm	Anthracite
CSS103	106mm	400mm	Anthracite
CSS104	106mm	450mm	Anthracite
CSS105	106mm	500mm	Anthracite
CSS106	106mm	550mm	Anthracite
CSS107	106mm	600mm	Anthracite

Front Gallery Railing

Code	Length	Finish
CSS140	450mm	Anthracite
CSS141	600mm	Anthracite
CSS142	900mm	Anthracite
CSS143	1200mm	Anthracite

FlowBox Internal Drawer Front with Gallery Railing - 106mm Height

Internal Drawer Front Connector For Gallery Railing

Code	Internal Height	Finish
CSS153	58mm	Anthracite

Internal Drawer Front To Suit Gallery Railing


Code	Length	Finish
CSS144	450mm	Anthracite
CSS145	600mm	Anthracite
CSS146	900mm	Anthracite
CSS147	1200mm	Anthracite

Side Gallery Railing

Code	Length	Finish
CSS132	270mm	Anthracite
CSS133	300mm	Anthracite
CSS134	350mm	Anthracite
CSS135	400mm	Anthracite
CSS136	450mm	Anthracite
CSS137	500mm	Anthracite
CSS138	550mm	Anthracite
CSS139	600mm	Anthracite

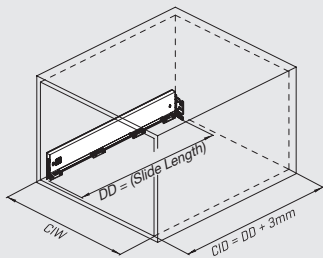
FlowBox Internal Drawer Front with Gallery Railing - 106mm Height

Slide Mounting Dimensions



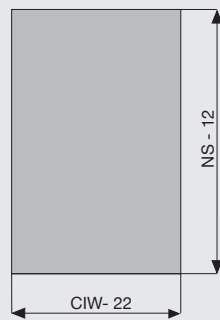
Calculation Method for Front Panel Dimensions: Cut Measurement = Cabinet Internal Width - 124
 Calculation Method for Front Gallery Railing Dimensions: Cut Measurement = Cabinet Internal Width - 57

Wooden Back Panel Application




CD Cabinet Depth
 CIW Cabinet Internal Width
 NL Nominal Length

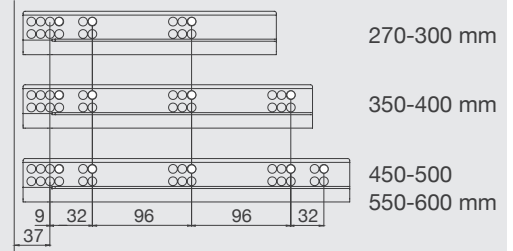
1. Wooden Drawer Bottom



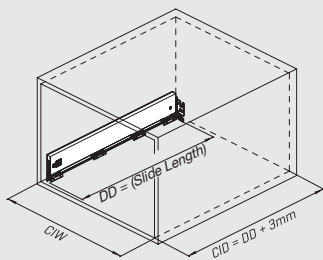
2. Wooden Back Panel



Slide Screw Location (In-Box)

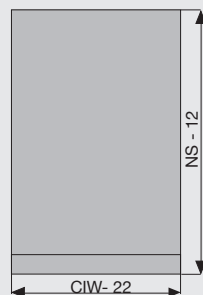


Metal Back Panel Application



CD Cabinet Depth
 CIW Cabinet Internal Width
 NL Nominal Length
 MBW Metal Back Panel Width

3. Wooden Drawer Bottom



Recommended Screws For Rail Assembly

Ø3.5x16 mm Chipboard Screw



Ø6.1x11.5 mm Euro Screw



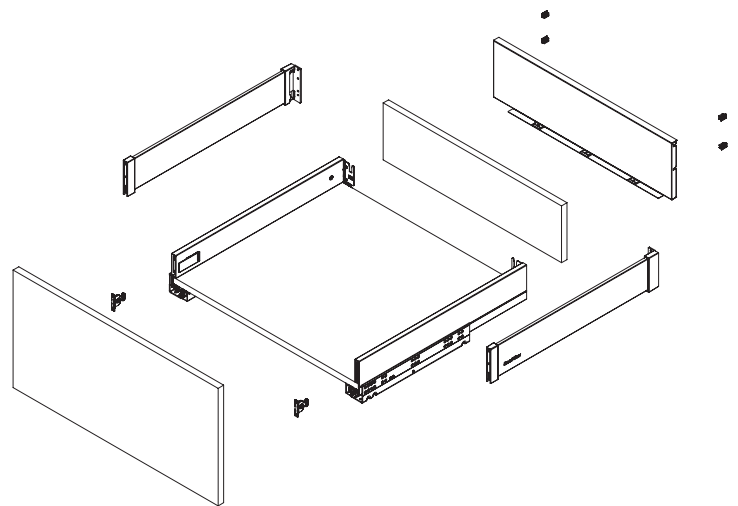
*All dimensions in the graphs above are measured in mm

FlowBox With Glass Sides - 106mm Height

The FlowBox Glass Side Panel is a premium upgrade for the FlowBox Metal Drawer Box, combining the elegance of glass with the durability of metal. Designed to enhance both functionality and aesthetics, the glass panels provide a modern, sophisticated touch to your storage solution.

Key Features:

- **Aesthetic Design:** Glass panels seamlessly integrate with the FlowBox system, creating a refined and contemporary appearance.
- **Visibility:** The transparent panels allow you to see the drawer's contents easily, adding convenience and functionality.
- **Variety of Lengths:** Available in sizes from 270mm to 500mm, ensuring a perfect fit for any drawer width.
- **Premium Anthracite Finish:** Complements the FlowBox drawer system, maintaining a cohesive and stylish look.
- **Durable:** Built to last, the combination of glass and metal ensures long-term performance without compromising on aesthetics.



FlowBox


Code	Height	Depth	Finish
CSS100	106mm	270mm	Anthracite
CSS101	106mm	300mm	Anthracite
CSS102	106mm	350mm	Anthracite
CSS103	106mm	400mm	Anthracite
CSS104	106mm	450mm	Anthracite
CSS105	106mm	500mm	Anthracite
CSS106	106mm	550mm	Anthracite
CSS107	106mm	600mm	Anthracite

Glass Side Panel

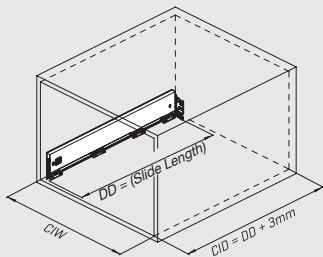
Code	Length	Finish
CSS155	270mm	Anthracite
CSS156	300mm	Anthracite
CSS157	350mm	Anthracite
CSS158	400mm	Anthracite
CSS159	450mm	Anthracite
CSS160	500mm	Anthracite
CSS161	550mm	Anthracite
CSS162	600mm	Anthracite

FlowBox With Glass Sides - 106mm Height

Slide Mounting Dimensions

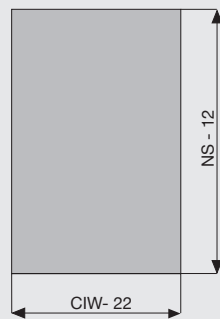


Wooden Back Panel Application




CD Cabinet Depth
CIW Cabinet Internal Width
NL Nominal Length

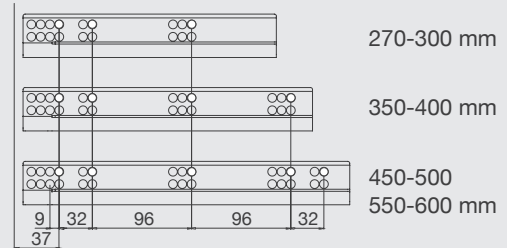
1. Wooden Drawer Bottom



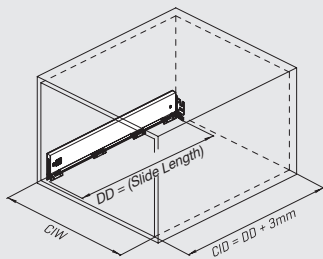
2. Wooden Back Panel



Slide Screw Location

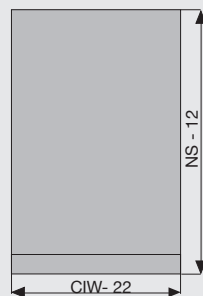


Metal Back Panel Application



CD Cabinet Depth
CIW Cabinet Internal Width
NL Nominal Length
MBW Metal Back Panel Width

3. Wooden Drawer Bottom



Recommended Screws For Rail Assembly

$\varnothing 3,5 \times 16$ mm Chipboard Screw



$\varnothing 6,1 \times 11,5$ mm Euro Screw



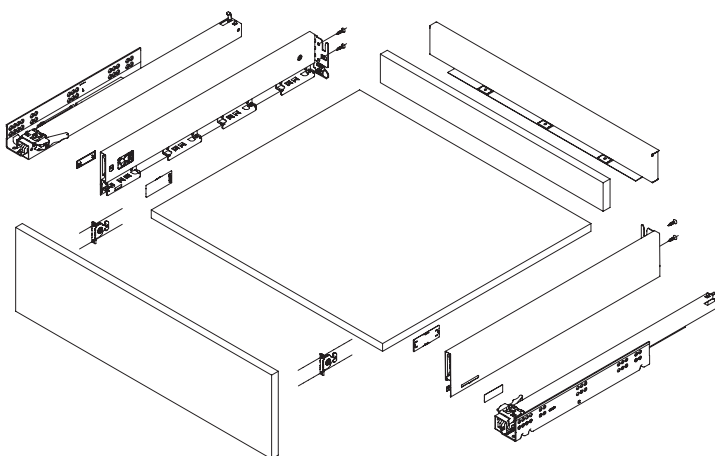
*All dimensions in the graphs above are measured in mm

FlowBox - 138mm Height

FlowBox Metal Drawer Box is the ultimate combination of style, durability, and innovation for modern kitchens and bathrooms. With a sleek **anthracite** finish, it's designed to maximise space while delivering a premium look and exceptional functionality.

Key Features:

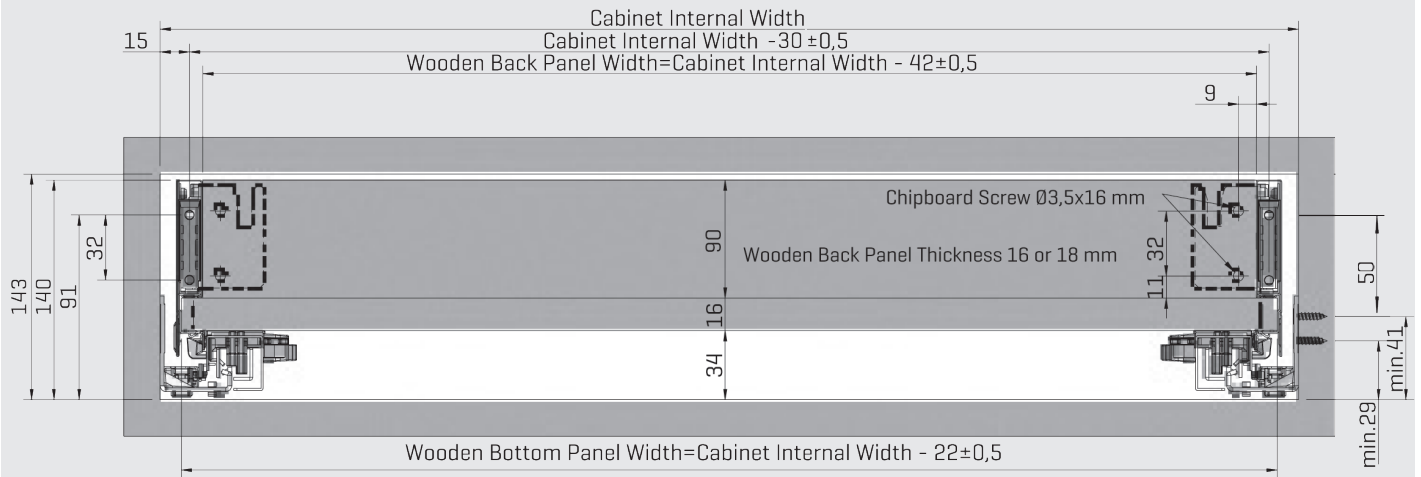
- **Sleek Side Panels:** Ultra-slim 12.8mm panels create a modern, elegant look while maximising drawer space.
- **Heavy-Duty Strength:** Holds up to 40kg, making it ideal for everything from cookware to daily essentials.
- **Effortless Functionality:** Soft-close runners and synchronised mechanisms ensure smooth, silent operation every time.
- **Perfect Fit:** Built-in 3D adjustment features—3mm height, 2mm side-to-side, and tilt adjustments—make installation seamless and precise.
- **Toolless Assembly:** FlowBox's user-friendly system eliminates the need for specialised tools, simplifying front panel installation.
- **Flexible Design:** Compatible with 18mm bottom panels, FlowBox includes an integrated rear panel holder and works seamlessly with wooden backs and bases, allowing for custom sink drawer configurations.
- **SmartLock® Technology:** Ensures easy removal and reinstallation for maintenance and adjustments.
- **Flexible Compatibility:** Compatible with Blum, Hettich, Grass, and Hafele drilling patterns for hassle-free installation.
- **Limitless Customisation:** Add features like glass side panels, inner drawer solutions, unlimited gallery railings, and more to tailor it to your requirements.



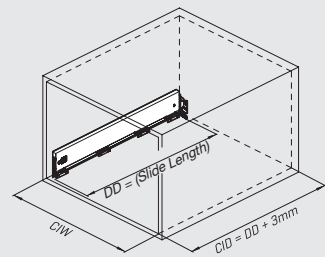
Code	Height	Depth	Finish
CSS108	138mm	270mm	Anthracite
CSS109	138mm	300mm	Anthracite
CSS110	138mm	350mm	Anthracite
CSS111	138mm	400mm	Anthracite
CSS112	138mm	450mm	Anthracite
CSS113	138mm	500mm	Anthracite
CSS114	138mm	550mm	Anthracite
CSS115	138mm	600mm	Anthracite

FlowBox - 138mm Height

Slide Mounting Dimensions

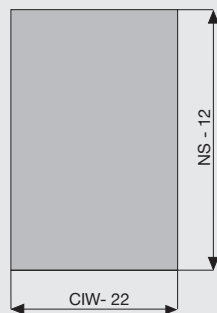


Wooden Back Panel Application




CD Cabinet Depth
CIW Cabinet Internal Width
NL Nominal Length

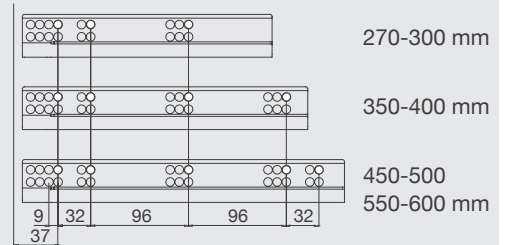
1. Wooden Drawer Bottom



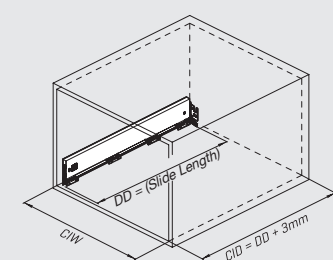
2. Wooden Back Panel



Slide Screw Location

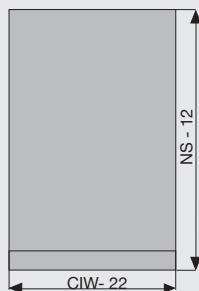


Metal Back Panel Application



CD Cabinet Depth
CIW Cabinet Internal Width
NL Nominal Length
MBW Metal Back Panel Width

3. Wooden Drawer Bottom



Recommended Screws For Rail Assembly

$\varnothing 3,5 \times 16$ mm Chipboard Screw



$\varnothing 6,1 \times 11,5$ mm Euro Screw



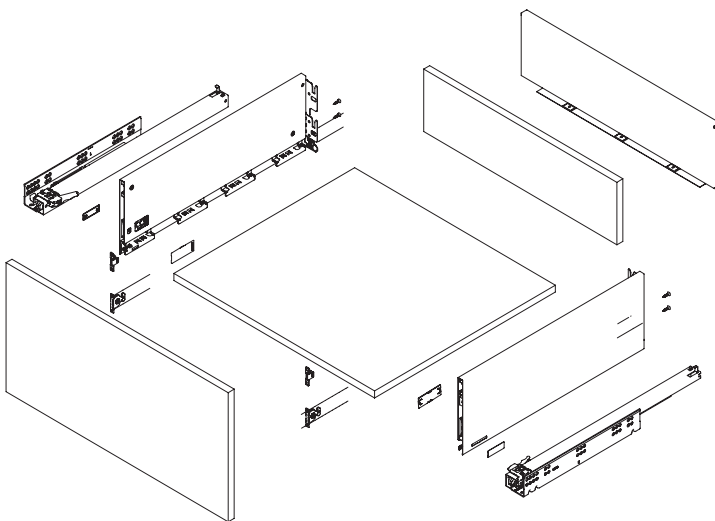
*All dimensions in the graphs above are measured in mm

FlowBox - 192mm Height

FlowBox Metal Drawer Box is the ultimate combination of style, durability, and innovation for modern kitchens and bathrooms. With a sleek **anthracite** finish, it's designed to maximise space while delivering a premium look and exceptional functionality.

Key Features:

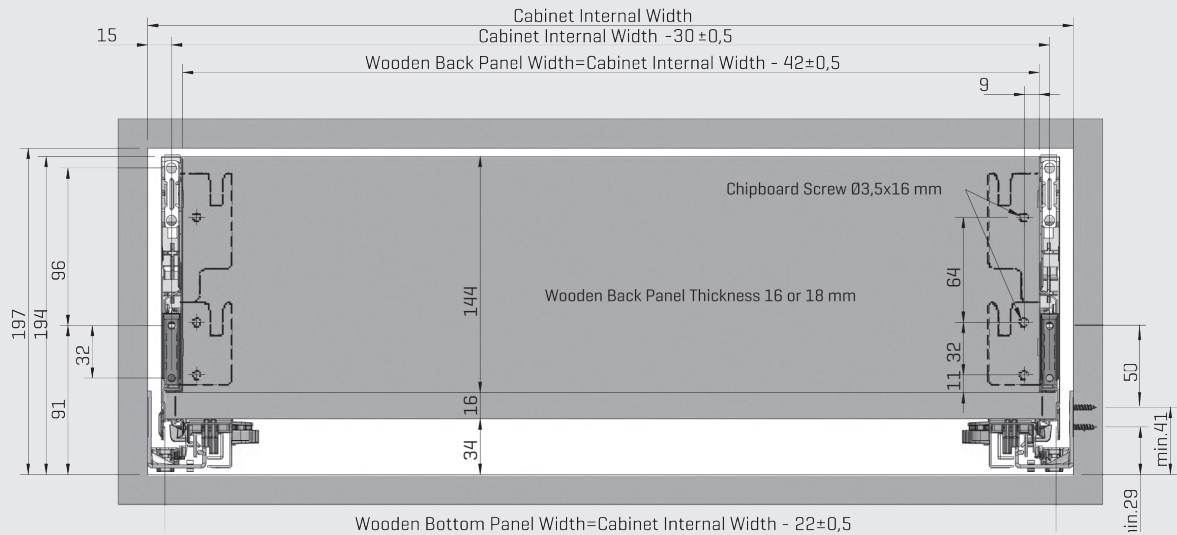
- **Sleek Side Panels:** Ultra-slim 12.8mm panels create a modern, elegant look while maximising drawer space.
- **Heavy-Duty Strength:** Holds up to 40kg, making it ideal for everything from cookware to daily essentials.
- **Effortless Functionality:** Soft-close runners and synchronised mechanisms ensure smooth, silent operation every time.
- **Perfect Fit:** Built-in 3D adjustment features—3mm height, 2mm side-to-side, and tilt adjustments—make installation seamless and precise.
- **Toolless Assembly:** FlowBox's user-friendly system eliminates the need for specialised tools, simplifying front panel installation.
- **Flexible Design:** Compatible with 18mm bottom panels, FlowBox includes an integrated rear panel holder and works seamlessly with wooden backs and bases, allowing for custom sink drawer configurations.
- **SmartLock® Technology:** Ensures easy removal and reinstallation for maintenance and adjustments.
- **Flexible Compatibility:** Compatible with Blum, Hettich, Grass, and Hafele drilling patterns for hassle-free installation.
- **Limitless Customisation:** Add features like glass side panels, inner drawer solutions, unlimited gallery railings, and more to tailor it to your requirements.



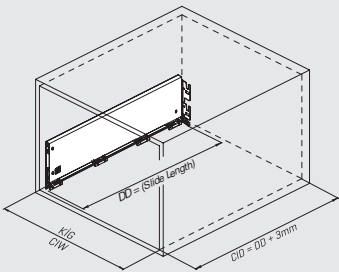
Code	Height	Depth	Finish
CSS116	192mm	270mm	Anthracite
CSS117	192mm	300mm	Anthracite
CSS118	192mm	350mm	Anthracite
CSS119	192mm	400mm	Anthracite
CSS120	192mm	450mm	Anthracite
CSS121	192mm	500mm	Anthracite
CSS122	192mm	550mm	Anthracite
CSS123	192mm	600mm	Anthracite

FlowBox - 192mm Height

Slide Mounting Dimensions

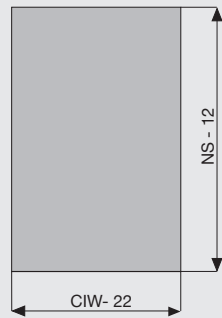


Wooden Back Panel Application

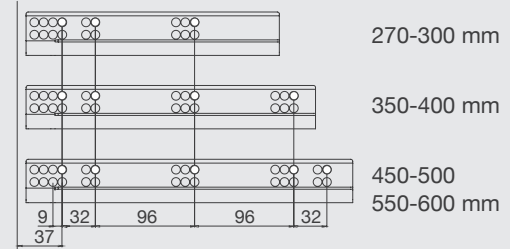
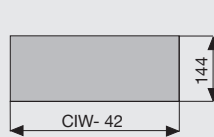


CD Cabinet Depth
CIW Cabinet Internal Width
NL Nominal Length

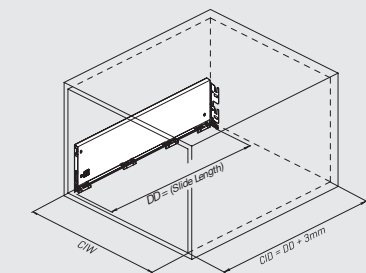
1. Wooden Drawer Bottom



2. Wooden Back Panel

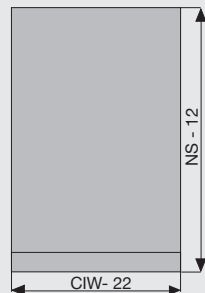


Metal Back Panel Application



CD Cabinet Depth
CIW Cabinet Internal Width
NL Nominal Length
MBW Metal Back Panel Width

3. Wooden Drawer Bottom



Recommended Screws For Rail Assembly

Ø3.5x16 mm Chipboard Screw



Ø6.1x1.5 mm Euro Screw



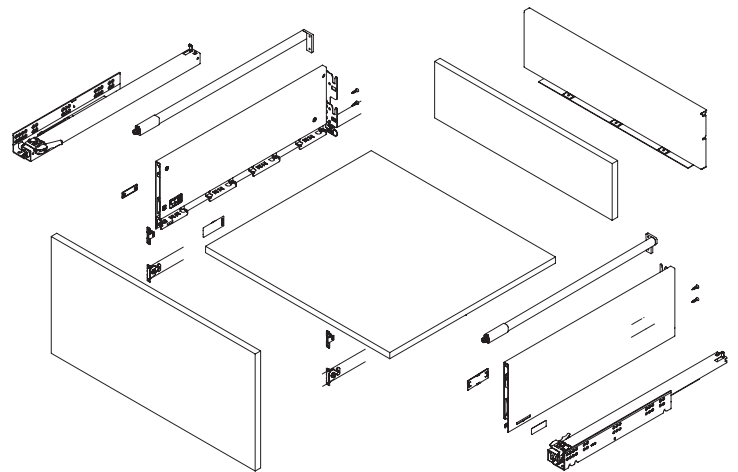

*All dimensions in the graphs above are measured in mm

FlowBox With Gallery Railing - 192mm Height

The FlowBox Side Gallery Rail is a versatile and essential accessory designed to enhance the functionality of your FlowBox Metal Drawer Box. With a sleek **anthracite** finish and the ability to be customised, it's the perfect solution for organizing and securing taller drawer contents.

Key Features:

- **Flexible Placement:** Designed for FlowBox's side-panel-free system, the gallery rail can be positioned exactly where needed, offering maximum customisation for storage solutions.
- **Sleek and Modern:** Finished in premium anthracite, the gallery rail seamlessly complements the modern aesthetic of the FlowBox system.
- **Durable and Reliable:** Made from high-quality materials, the side gallery rail provides long-lasting support and stability for taller items.
- **Enhanced Drawer Organisation:** Prevents items from tipping over or sliding around, keeping your drawers neat and functional.



FlowBox


Code	Height	Depth	Finish
CSS116	192mm	270mm	Anthracite
CSS117	192mm	300mm	Anthracite
CSS118	192mm	350mm	Anthracite
CSS119	192mm	400mm	Anthracite
CSS120	192mm	450mm	Anthracite
CSS121	192mm	500mm	Anthracite
CSS122	192mm	550mm	Anthracite
CSS123	192mm	600mm	Anthracite

Side Gallery Railing

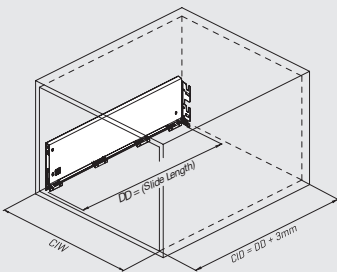
Code	Length	Finish
CSS132	270mm	Anthracite
CSS133	300mm	Anthracite
CSS134	350mm	Anthracite
CSS135	400mm	Anthracite
CSS136	450mm	Anthracite
CSS137	500mm	Anthracite
CSS138	550mm	Anthracite
CSS139	600mm	Anthracite

FlowBox With Gallery Railing - 192mm Height

Slide Mounting Dimensions

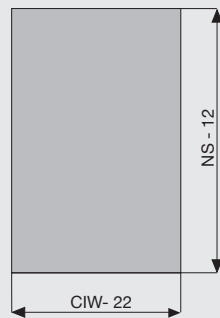


Wooden Back Panel Application

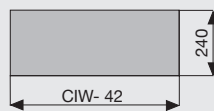


CD Cabinet Depth
CIW Cabinet Internal Width
NL Nominal Length

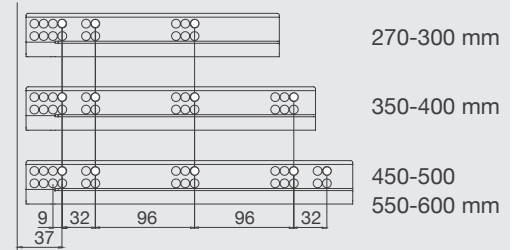
1. Wooden Drawer Bottom



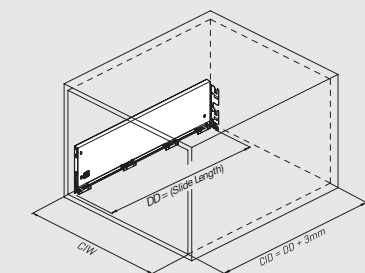
2. Wooden Back Panel



Slide Screw Location

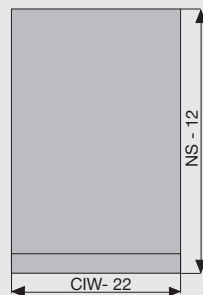


Metal Back Panel Application



CD Cabinet Depth
CIW Cabinet Internal Width
NL Nominal Length
MBW Metal Back Panel Width

3. Wooden Drawer Bottom



Recommended Screws For Rail Assembly

Ø3.5x16 mm Chipboard Screw



Ø6.1x11.5 mm Euro Screw



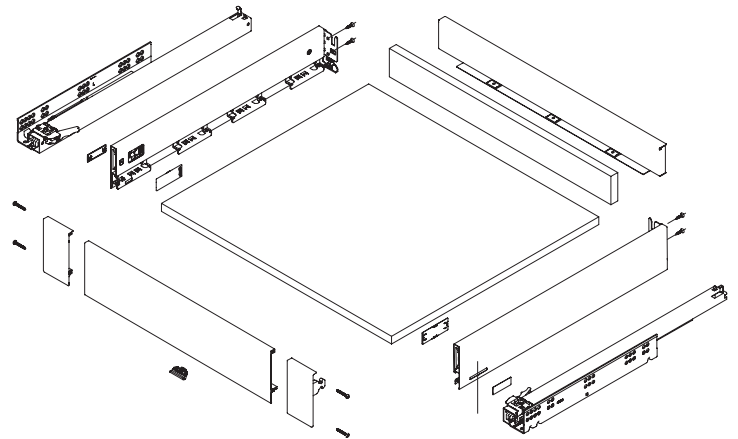
*All dimensions in the graphs above are measured in mm

FlowBox Internal Drawer Front - 192mm Height

The FlowBox Internal Drawer Without Gallery Rail is a practical solution for inner drawer setups, designed for flexibility and compatibility with FlowBox systems. It is available in various lengths and can be cut to fit specific cabinet dimensions.

Key Features:

- **Available Lengths:** Offered in standard lengths such as 450mm, 600mm, 900mm, and 1200mm, suitable for a range of cabinet sizes.
- **Cut-to-Length:** Can be trimmed to Cabinet Internal Width - 124mm for a precise fit.
- **Anthracite Finish:** Provides a uniform and professional look that matches the FlowBox range.



FlowBox

Code	Height	Depth	Finish
CSS116	192mm	270mm	Anthracite
CSS117	192mm	300mm	Anthracite
CSS118	192mm	350mm	Anthracite
CSS119	192mm	400mm	Anthracite
CSS120	192mm	450mm	Anthracite
CSS121	192mm	500mm	Anthracite
CSS122	192mm	550mm	Anthracite
CSS123	192mm	600mm	Anthracite

Internal Drawer Front Connector

Code	Internal Height	Finish
CSS154	144mm	Anthracite

FlowBox Internal Drawer Front - 192mm Height

Front Gallery Railing

Code	Length	Finish
CSS140	450mm	Anthracite
CSS141	600mm	Anthracite
CSS142	900mm	Anthracite
CSS143	1200mm	Anthracite

Internal Drawer Front

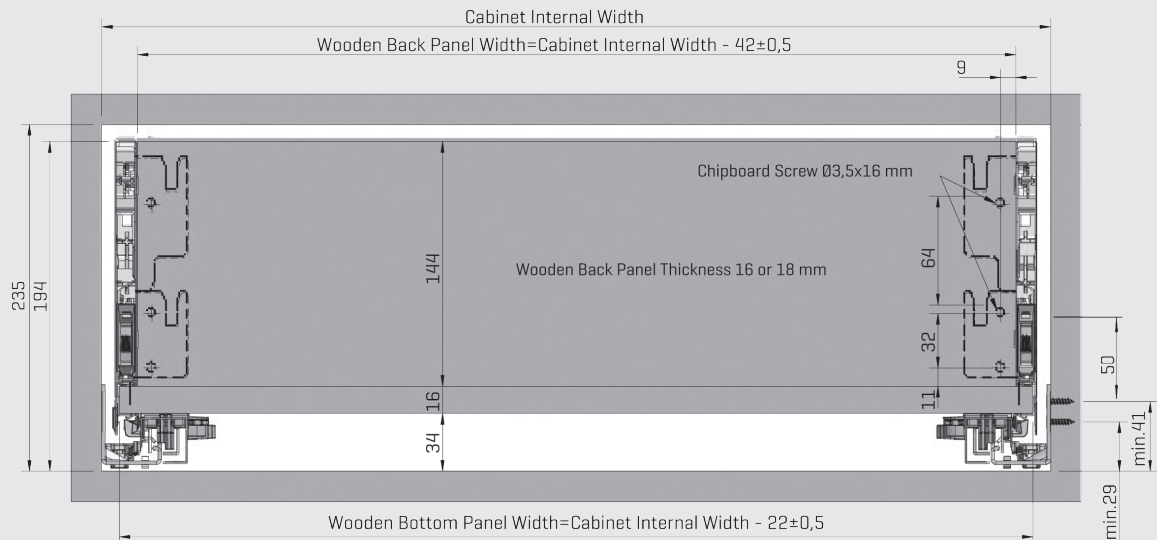
Code	Length	Finish
CSS148	450mm	Anthracite
CSS149	600mm	Anthracite
CSS150	900mm	Anthracite
CSS151	1200mm	Anthracite

Side Gallery Railing

Code	Length	Finish
CSS132	270mm	Anthracite
CSS133	300mm	Anthracite
CSS134	350mm	Anthracite
CSS135	400mm	Anthracite
CSS136	450mm	Anthracite
CSS137	500mm	Anthracite
CSS138	550mm	Anthracite
CSS139	600mm	Anthracite

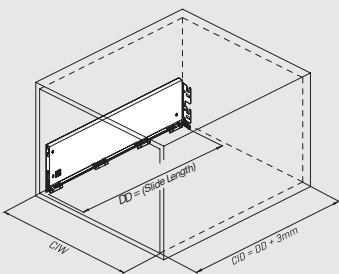
FlowBox Internal Drawer Front - 192mm Height

Slide Mounting Dimensions



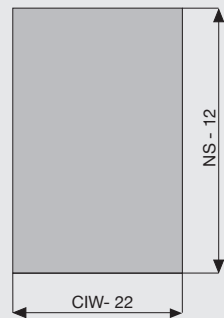
Calculation Method of Front Gallery Railing: Cut Measurement=Cabinet Internal Width - 124
 Calculation Method for Front Panel Dimensions:Cut Measurement=Cabinet Internal Width - 57

Wooden Back Panel Application

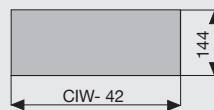


CD Cabinet Depth
 CIW Cabinet Internal Width
 NL Nominal Length

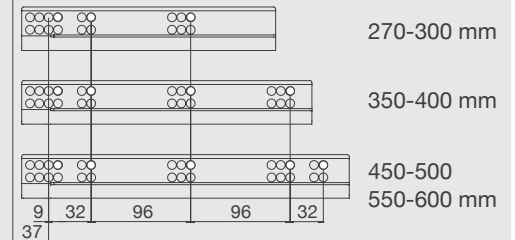
1. Wooden Drawer Bottom



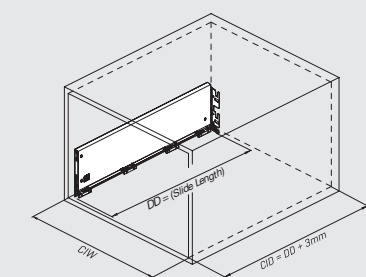
2. Wooden Back Panel



Slide Screw Location (In-Box)

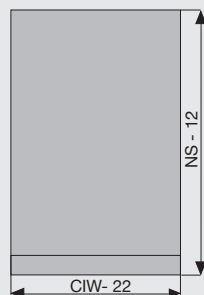


Metal Back Panel Application



CD Cabinet Depth
 CIW Cabinet Internal Width
 NL Nominal Length
 MBW Metal Back Panel Width

3. Wooden Drawer Bottom



Recommended Screws For Rail Assembly

Ø3.5x16 mm Chipboard Screw



Ø6.1x11.5 mm Euro Screw



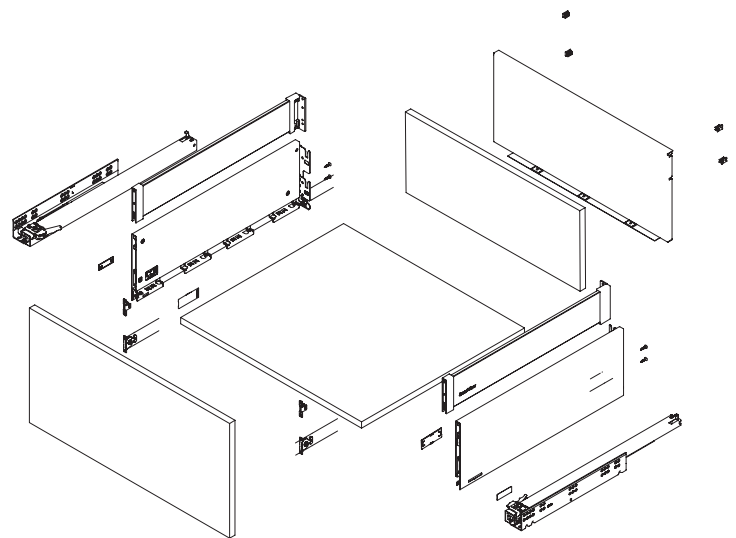
*All dimensions in the graphs above are measured in mm

FlowBox With Glass Sides - 192mm Height

The FlowBox Glass Side Panel is a premium upgrade for the FlowBox Metal Drawer Box, combining the elegance of glass with the durability of metal. Designed to enhance both functionality and aesthetics, the glass panels provide a modern, sophisticated touch to your storage solution.

Key Features:

- **Aesthetic Design:** Glass panels seamlessly integrate with the FlowBox system, creating a refined and contemporary appearance.
- **Visibility:** The transparent panels allow you to see the drawer's contents easily, adding convenience and functionality.
- **Variety of Lengths:** Available in sizes from 270mm to 600mm, ensuring a perfect fit for any drawer width.
- **Premium Anthracite Finish:** Complements the FlowBox drawer system, maintaining a cohesive and stylish look.
- **Durable:** Built to last, the combination of glass and metal ensures long-term performance without compromising on aesthetics.



FlowBox

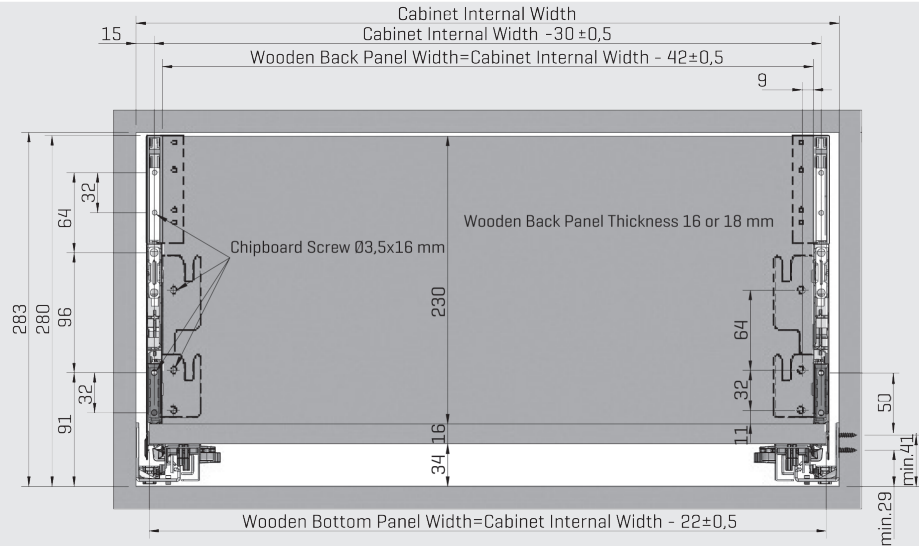
Code	Height	Depth	Finish
CSS116	192mm	270mm	Anthracite
CSS117	192mm	300mm	Anthracite
CSS118	192mm	350mm	Anthracite
CSS119	192mm	400mm	Anthracite
CSS120	192mm	450mm	Anthracite
CSS121	192mm	500mm	Anthracite
CSS122	192mm	550mm	Anthracite
CSS123	192mm	600mm	Anthracite

Glass Side Panel

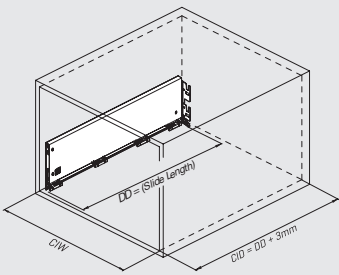
Code	Length	Finish
CSS155	270mm	Anthracite
CSS156	300mm	Anthracite
CSS157	350mm	Anthracite
CSS158	400mm	Anthracite
CSS159	450mm	Anthracite
CSS160	500mm	Anthracite
CSS161	550mm	Anthracite
CSS162	600mm	Anthracite

FlowBox With Glass Sides - 192mm Height

Slide Mounting Dimensions

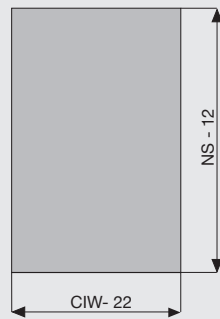


Wooden Back Panel Application

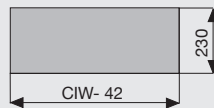


CD Cabinet Depth
 CIW Cabinet Internal Width
 NL Nominal Length

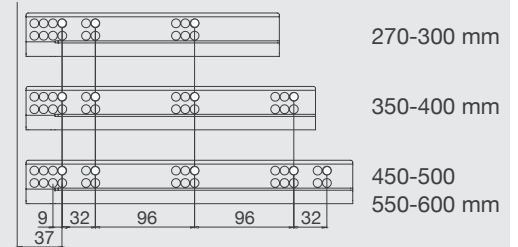
1. Wooden Drawer Bottom



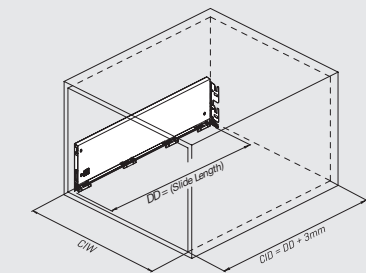
2. Wooden Back Panel



Slide Screw Location

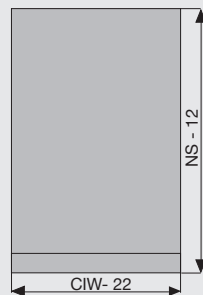


Metal Back Panel Application



CD Cabinet Depth
 CIW Cabinet Internal Width
 NL Nominal Length
 MBW Metal Back Panel Width

3. Wooden Drawer Bottom



Recommended Screws For Rail Assembly

$\text{Ø}3,5 \times 16 \text{ mm}$ Chipboard Screw



$\text{Ø}6,1 \times 11,5 \text{ mm}$ Euro Screw



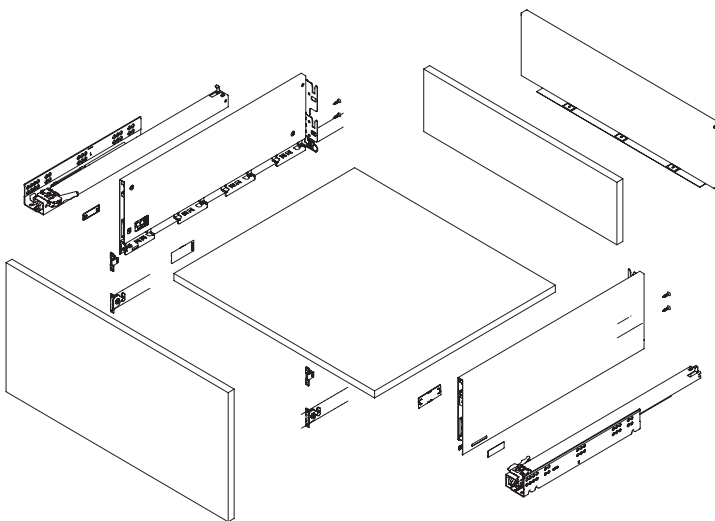
*All dimensions in the graphs above are measured in mm

FlowBox - 256mm Height

FlowBox Metal Drawer Box is the ultimate combination of style, durability, and innovation for modern kitchens and bathrooms. With a sleek **anthracite** finish, it's designed to maximise space while delivering a premium look and exceptional functionality.

Key Features:

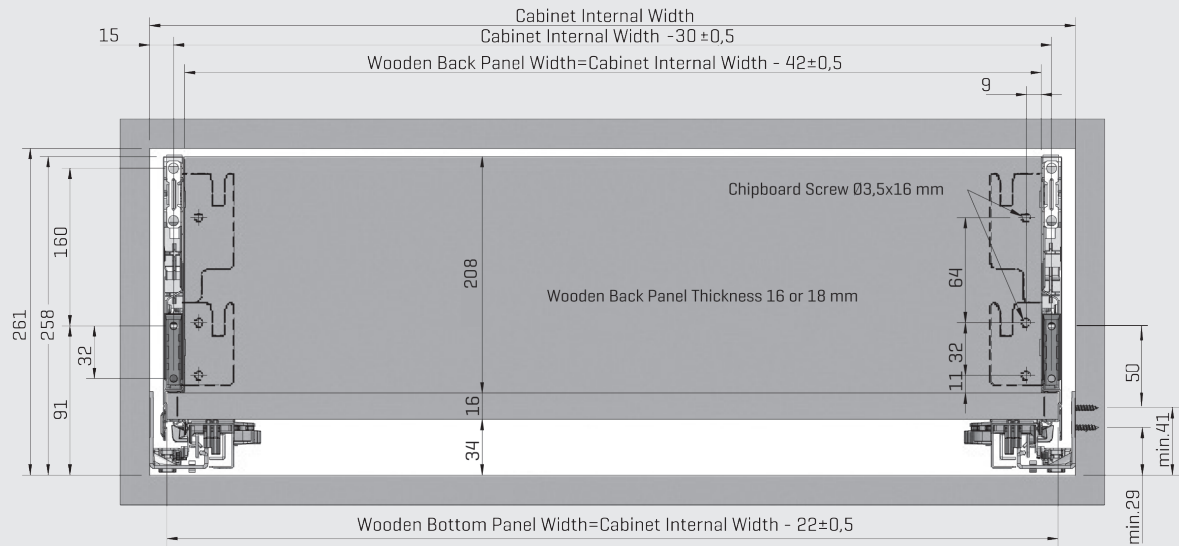
- **Sleek Side Panels:** Ultra-slim 12.8mm panels create a modern, elegant look while maximising drawer space.
- **Heavy-Duty Strength:** Holds up to 40kg, making it ideal for everything from cookware to daily essentials.
- **Effortless Functionality:** Soft-close runners and synchronised mechanisms ensure smooth, silent operation every time.
- **Perfect Fit:** Built-in 3D adjustment features—3mm height, 2mm side-to-side, and tilt adjustments—make installation seamless and precise.
- **Toolless Assembly:** FlowBox's user-friendly system eliminates the need for specialised tools, simplifying front panel installation.
- **Flexible Design:** Compatible with 18mm bottom panels, FlowBox includes an integrated rear panel holder and works seamlessly with wooden backs and bases, allowing for custom sink drawer configurations.
- **SmartLock® Technology:** Ensures easy removal and reinstallation for maintenance and adjustments.
- **Flexible Compatibility:** Compatible with Blum, Hettich, Grass, and Hafele drilling patterns for hassle-free installation.
- **Limitless Customisation:** Add features like glass side panels, inner drawer solutions, unlimited gallery railings, and more to tailor it to your requirements.



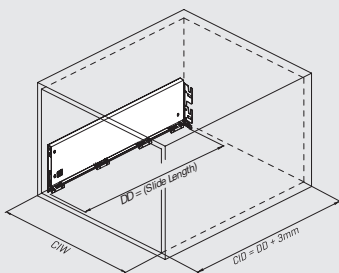
Code	Height	Depth	Finish
CSS124	256mm	270mm	Anthracite
CSS125	256mm	300mm	Anthracite
CSS126	256mm	350mm	Anthracite
CSS127	256mm	400mm	Anthracite
CSS128	256mm	450mm	Anthracite
CSS129	256mm	500mm	Anthracite
CSS130	256mm	550mm	Anthracite
CSS131	256mm	600mm	Anthracite

FlowBox - 256mm Height

Slide Mounting Dimensions

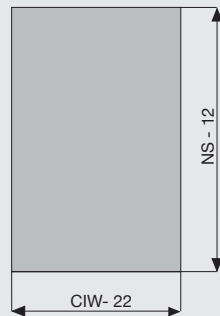


Wooden Back Panel Application

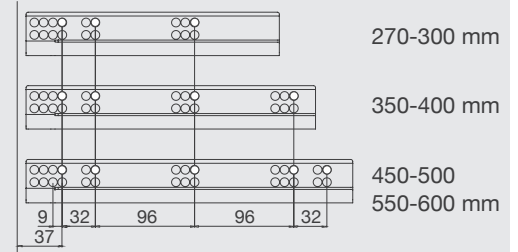
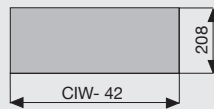


CD Cabinet Depth
CIW Cabinet Internal Width
NL Nominal Length

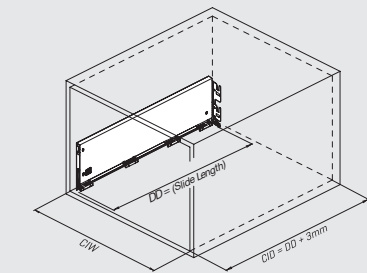
1. Wooden Drawer Bottom



2. Wooden Back Panel

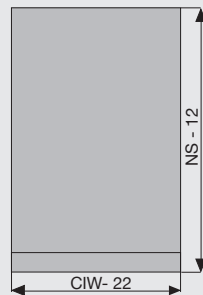


Metal Back Panel Application



CD Cabinet Depth
CIW Cabinet Internal Width
NL Nominal Length
MBW Metal Back Panel Width

3. Wooden Drawer Bottom



Recommended Screws For Rail Assembly

Ø3.5x16 mm Chipboard Screw



Ø6.1x11.5 mm Euro Screw



*All dimensions in the graphs above are measured in mm

